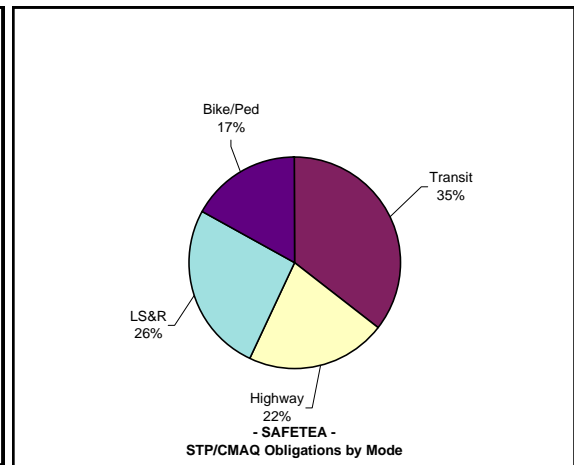
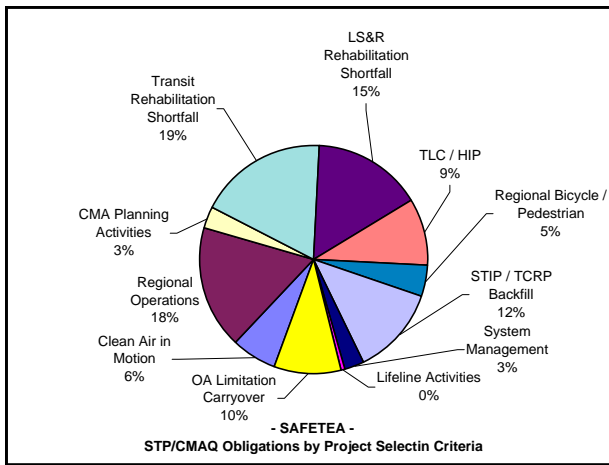
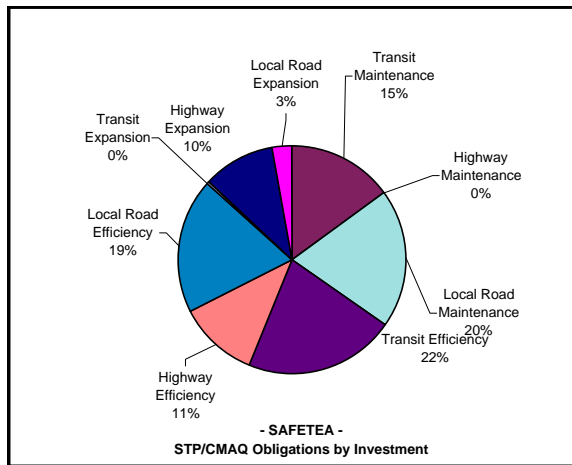


**METROPOLITAN TRANSPORTATION COMMISSION
SAFETEA STP/CMAQ Obligation Summary
September 30, 2009**

	Adequate Maintenance			System Efficiency			Strategic Expansion			Total
	Transit	Highway	Local Road	Transit	Highway	Local Road	Transit	Highway	Local Road	
SAFETEA STP/CMAQ - Investments										
Total	\$142,727,150	\$0	\$189,099,280	\$204,026,957	\$107,353,031	\$184,349,669	\$3,028,000	\$97,851,400	\$25,759,434	\$954,194,921

Clean Air in Motion	Regional Operations	CMA Planning Activities	Transit Rehabilitation Shortfall	LS&R Rehabilitation Shortfall	TLC / HIP	Regional Bicycle / Pedestrian	STIP / TCRP Backfill	Safety/ System Management	Lifeline Activities	OA Limitation Carryover	Total
SAFETEA STP/CMAQ - 1st, 2nd & 3rd Cycles - Project Selection Criteria Categories											
\$61,677,368	\$165,684,266	\$29,373,000	\$176,283,998	\$146,301,655	\$90,256,472	\$43,859,403	\$118,621,400	\$26,900,630	\$4,044,760	\$91,191,969	\$954,194,921



	2002-03 (Advance)	2003-04	2004-05	2005-06	2006-07	2007-08	2008-09	2009-10 (Delay)	Total
SAFETEA STP/CMAQ - Annual Apportionments and Obligations									
STP - Apportionments	\$53,474,645	79,440,646	79,526,546	81,590,150	79,779,871	74,590,803	\$81,502,235	\$0	\$529,904,896
CMAQ - Apportionments	\$0	74,973,753	83,064,132	70,158,046	63,204,628	62,930,154	\$74,224,828	\$0	\$428,555,541
SAFETEA - TOTAL Apportionments	\$53,474,645	\$154,414,399	\$162,590,678	\$151,748,196	\$142,984,499	\$137,520,957	\$155,727,063	\$0	\$958,460,437
Cumulative Apportionments	\$53,474,645	\$207,889,044	\$370,479,722	\$522,227,918	\$665,212,417	\$802,733,374	\$958,460,437	\$0	\$958,460,437
STP - Obligations	\$4,053,000	\$109,467,015	\$82,874,243	\$90,532,000	\$73,226,605	\$108,393,421	\$64,477,479	\$0	\$533,023,763
CMAQ - Obligations	\$4,200,497	\$57,235,262	\$106,296,602	\$31,243,000	\$37,966,599	\$80,632,156	\$103,597,042	\$0	\$421,171,158
SAFETEA - TOTAL Obligations	\$8,253,497	\$166,702,277	\$189,170,845	\$121,775,000	\$111,193,204	\$189,025,577	\$168,074,521	\$0	\$954,194,921
Cumulative Obligations	\$8,253,497	\$174,955,774	\$364,126,619	\$485,901,619	\$597,094,823	\$786,120,400	\$954,194,921	\$0	\$954,194,921
STP - Apportionment Balance	\$49,421,645	(\$30,026,369)	(\$3,347,697)	(\$8,941,850)	\$6,553,266	(\$33,802,618)	\$17,024,756	\$0	(\$3,118,867)
CMAQ - Apportionment Balance	(\$4,200,497)	\$17,738,491	(\$23,232,470)	\$38,915,046	\$25,238,029	(\$17,702,002)	(\$29,372,214)	\$0	\$7,384,383
SAFETEA TOTAL - Apportionment Balance	\$45,221,148	(\$12,287,878)	(\$26,580,167)	\$29,973,196	\$31,791,295	(\$51,504,620)	(\$12,347,458)	\$0	\$4,265,516
Cumulative Apportionment Balance	\$45,221,148	\$32,933,270	\$6,353,103	\$36,326,299	\$68,117,594	\$16,612,974	\$4,265,516	\$0	\$4,265,516

J:\PROJECT\Funding\SAFETEA\SAFETEA - STP-CMAQ\SAFETEA - Obligations and Delivery\STP-CMAQ Obligations\Internet Postings\FFY 2008-09 Internet Postings\SAFETEA FY 2008-09 STP CMAQ Obligation Status 09-30-09.xls\SAFETEA Summary