

Regional Measure 3

Allocation of Funds


Allocation Summary

RM3 Project Number	5.3
Project Title	Berkeley Marina Ferry Facility Project
Project Sponsor	Water Emergency Transportation Authority

Activities to be funded with Allocation #1:					
This project phase will include the advancement of conceptual design to support the environmental review of the proposed project pursuant to CEQA and NEPA. The specific scope of the CEQA/NEPA evaluation will include: project management, public meetings, development of a purpose and need statement and project description, public scoping process, technical studies, Draft EIR/EIS, response to public comments on Draft EIR/EIS, and Final EIR/EIS and Mitigation and Monitoring Program.					
Funding Information:					
Allocation Instruction No.	Approval Date	Phase	Reimbursement Year	Expiration Date	Allocation Amount
25461403	24-Jul-24	ENV/PE	FY 2024-25	30-Jun-28	\$ 3,000,000

Cumulative Total - Allocation 1	\$ 3,000,000
---------------------------------	--------------

Cumulative Total - Project 5.3	\$ 3,000,000
--------------------------------	--------------



Regional Measure 3


Allocation of Funds

Conditions of Allocation

RM3 Project Number	5.3
Project Title	Berkeley Marina Ferry Facility Project
Project Sponsor	Water Emergency Transportation Authority

The allocation and reimbursement of RM3 funds for the above project are conditioned upon the following:

Conditions of Allocation #1	
This allocation is contingent upon completion of the following:	
1	None.




Regional Measure 3

Allocation of Funds

IPR Review (Project and Subproject Details, Funding Plan, and Schedule)

RM3 Project Number	5.3	
Project Title	Berkeley Marina Ferry Facility Project	
Lead Sponsor(s)	Other Sponsor(s)	Implementing Agency
Water Emergency Transportation Authority		Water Emergency Transportation Authority
Legislated Project Description	RM3 Legislated Funding (in \$1,000s)	
(5) Ferry Enhancement Program. Provide funding to purchase new vessels, upgrade and rehabilitate existing vessels, build facilities and landside improvements, and upgrade existing facilities. The project sponsor is the San Francisco Bay Area Water Emergency Transportation Authority. Three hundred million dollars (\$300,000,000).	\$300,000	
Sponsor Programming and Allocation Request Action		
This allocation request was approved by the WETA Board of Directors on 05/9/24 (WETA Resolution No. 2024-18).		
Detailed Project/Subproject Description		
This project is a joint development effort to build a dual-use ferry terminal and public access pier at or near the site of the historic Berkeley Municipal Pier. The ferry terminal would provide service primarily between the Berkeley Marina and Downtown San Francisco Ferry Terminal but could also serve Larkspur and special events. The project would also include shoreside improvements to support the operation of the ferry terminal and other public access amenities.		



Regional Measure 3

Allocation of Funds


IPR Review (Project and Subproject Details, Funding Plan, and Schedule)

RM3 Project Number	5.3
Project Title	Berkeley Marina Ferry Facility Project
Project Sponsor	Water Emergency Transportation Authority

Project Funding Plan

Project Schedule

Phase	Funding Source	Committed? (Yes/No)	Total Amount (\$1,000s)	Start	End
ENV/PE	RM3	Yes	\$ 3,000	1-Jul-23	31-Dec-27
	ACTC	Yes	\$ 5,800		
	CA State Coastal Conservancy	Yes	\$ 2,200		
			\$ 11,000		
PSE	RM3	No		TBD	TBD
ROW				TBD	TBD
CON	TBD	No		1-Jan-25	1-Dec-28
			\$ -		
	Capital Funding Total		\$ 11,000		



Regional Measure 3

Allocation of Funds

Cash Flow Plan

RM3 Project Number	5.3
Project Title	Berkeley Marina Ferry Facility Project
Project Sponsor	Water Emergency Transportation Authority

Cash Flow Plan for RM3 Deliverable Segment(s) - Funding by planned year of expenditure

Funding Source	Phase	Prior	2024-25	2025-26	2026-27	2027-28	Future committed	Total Amount (\$ thousands)
RM-3	ENV/PE		\$ 1,181	\$ 1,087	\$ 555	\$ 177		\$ 3,000
ACTC	ENV/PE		\$ 3,145	\$ 2,655				\$ 5,800
CA State Coastal	ENV/PE	\$ 220.5	\$ 1,917.0	\$ 62.6				\$ 2,200
ENV/PE Subtotal		\$ 221	\$ 6,243	\$ 3,805	\$ 555	\$ 177	\$ -	\$ 11,000
								\$ -
								\$ -
								\$ -
PSE Subtotal		\$ -	\$ -	\$ -	\$ -	\$ -	\$ -	\$ -
RM-3								
								\$ -
ROW Subtotal		\$ -	\$ -	\$ -	\$ -	\$ -	\$ -	\$ -
RM-3								\$ -
TBD								\$ -
CON Subtotal		\$ -	\$ -	\$ -	\$ -	\$ -	\$ -	\$ -
RM 3 Funding Subtotal		\$ -	\$ 1,181	\$ 1,087	\$ 555	\$ 177	\$ -	\$ 3,000
Capital Funding Total		\$ 221	\$ 6,243	\$ 3,805	\$ 555	\$ 177	\$ -	\$ 11,000